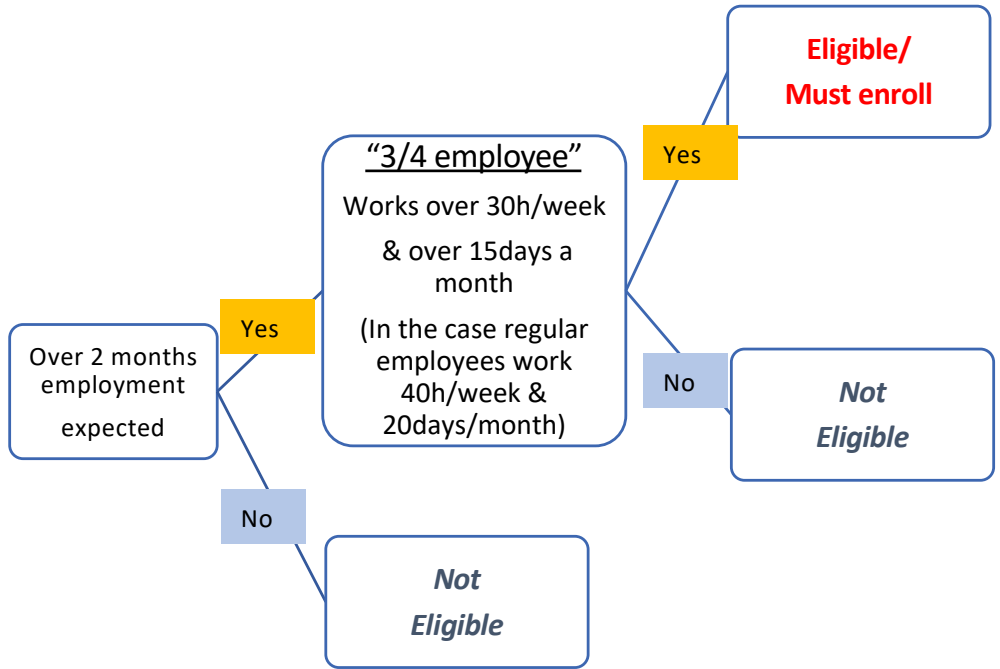
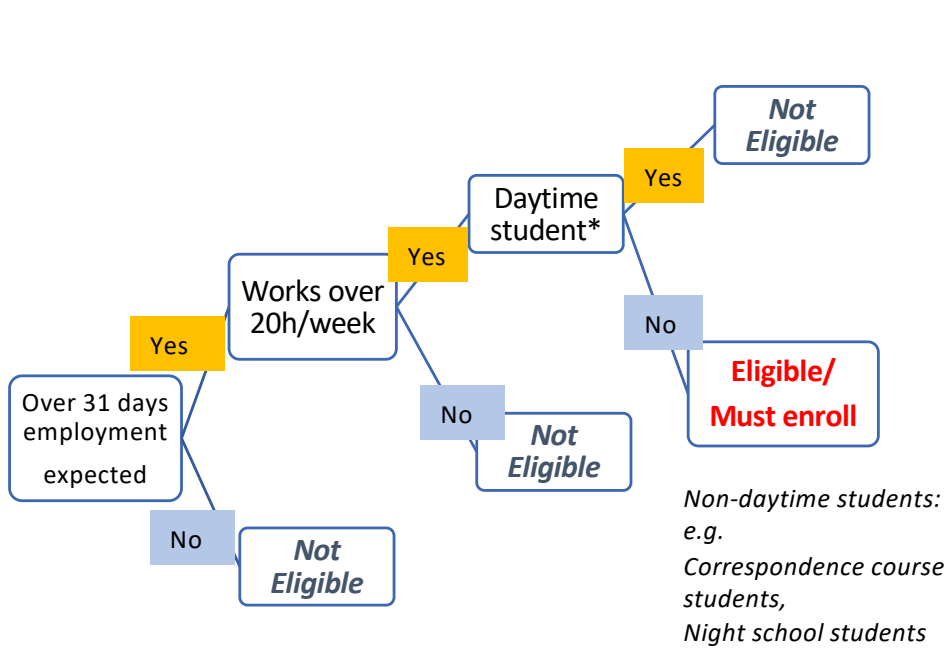


# Insurance Enrollment : Determining Part-timer's Eligibility (v2)



## Labor Insurance- Employment Insurance

## Social Insurance- Health & Pension



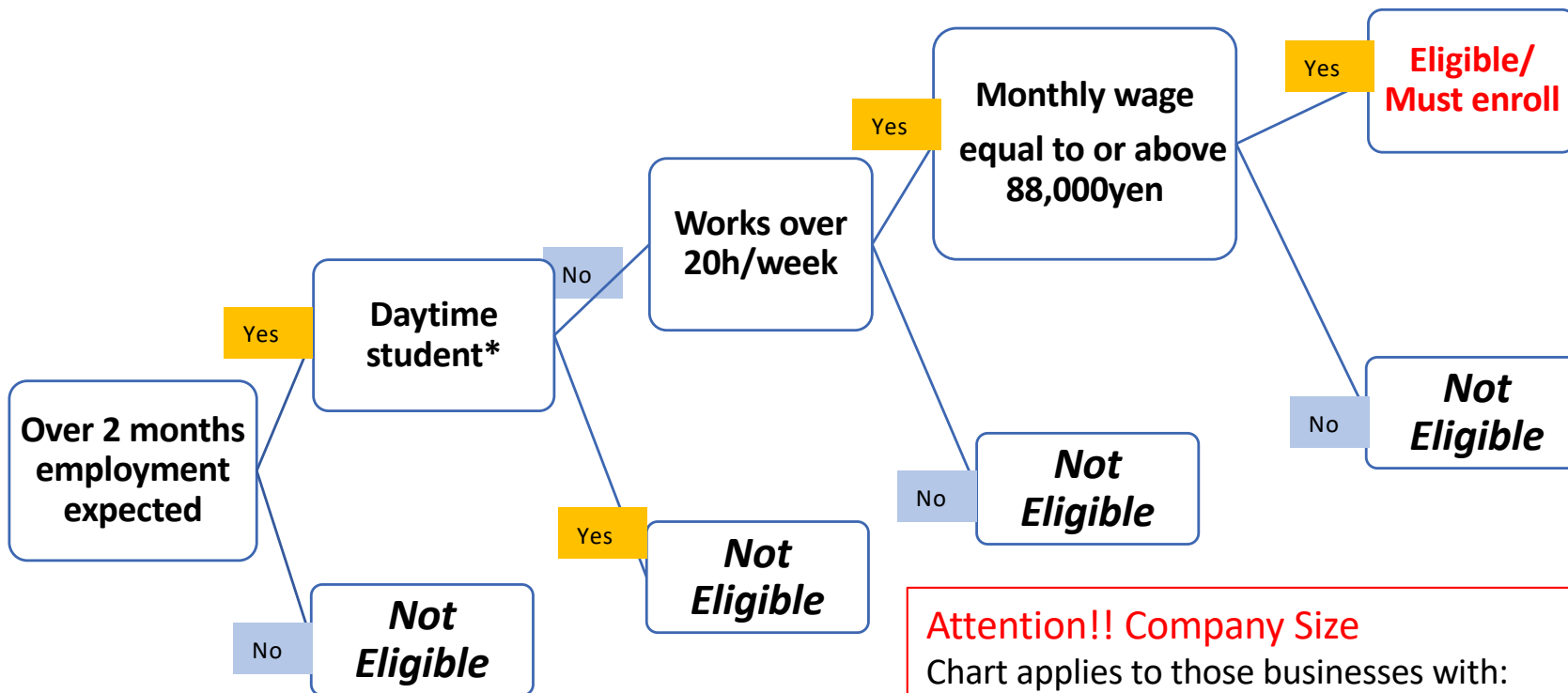
\*Daytime student: Below cases must be enrolled in Employment Insurance  
 -Students on leave  
 -Students with certificate of expected graduation and who will join the company upon graduation  
 -Students attending graduate school by company order/agreement

**Attention!! Company Size**  
 Chart applies to those businesses with :  
 101 to 500 employees enrolled in pension-- until Sep 2022  
 51 to 100 employees enrolled in pension-- until Sep 2024  
 From Oct 2024, will only apply to businesses with under 50 pension enrollees.

# Insurance Enrollment : Determining Part-timer's Eligibility (v2)



## Social Insurance- Health & Pension ( For Companies with over 51 employees enrolled in Pension)



**Attention!! Company Size**  
Chart applies to those businesses with:  
101 to 500 employees enrolled in pension-- From Oct 2022  
51 to 100 employees enrolled in pension-- From Oct 2024

\*Daytime student: Below cases must be enrolled  
-Students on leave  
-Students with certificate of expected graduation and who will join the company upon graduation  
-Students attending graduate school by company order/agreement